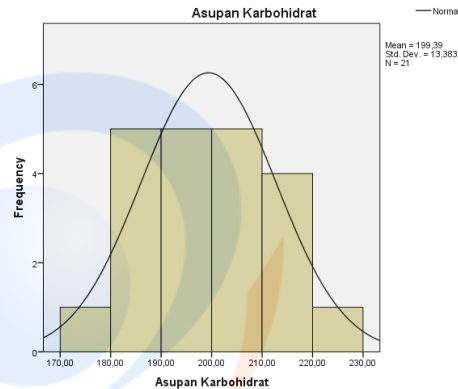
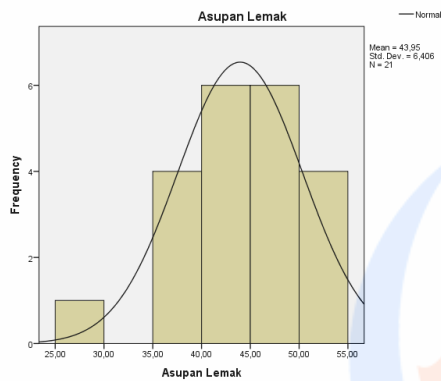
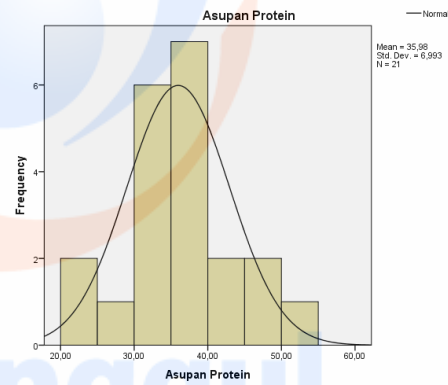
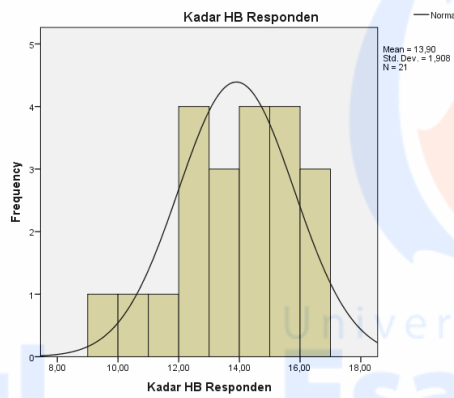
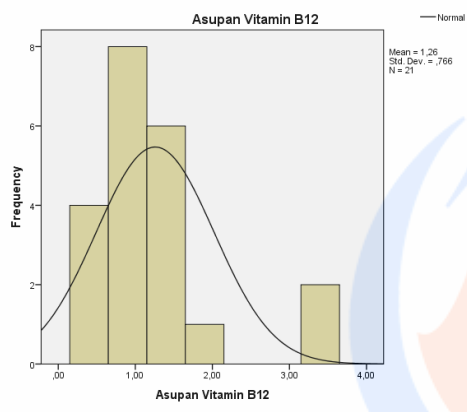
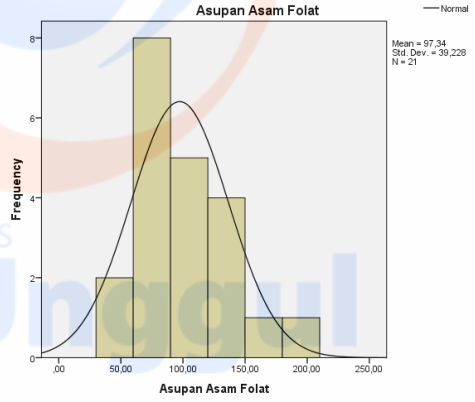
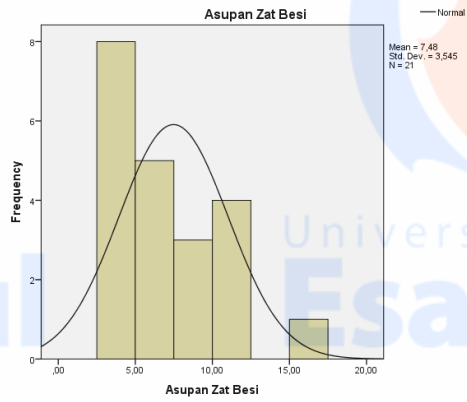


Output SPSS

Tests of Normality

	Kolmogorov-Smirnov ^a			Shapiro-Wilk		
	Statistic	df	Sig.	Statistic	df	Sig.
Kadar HB Responden	,119	21	,200 [*]	,970	21	,735
Asupan Protein	,103	21	,200 [*]	,975	21	,841
Asupan Lemak	,112	21	,200 [*]	,954	21	,400
Asupan Karbohidrat	,078	21	,200 [*]	,985	21	,975
Asupan Zat Besi	,151	21	,200 [*]	,902	21	,039
Asupan Asam Folat	,116	21	,200 [*]	,930	21	,138
Asupan Vitamin B12	,192	21	,042	,818	21	,001





Uji Univariat

Umur Responden

	Frequency	Percent	Valid Percent	Cumulative Percent
Valid 18	2	9.5	9.5	9.5
19	8	38.1	38.1	47.6
20	4	19.0	19.0	66.7
21	3	14.3	14.3	81.0
22	1	4.8	4.8	85.7
23	3	14.3	14.3	100.0
Total	21	100.0	100.0	

Descriptive Statistics (Kadar HB)

	N	Minimum	Maximum	Mean	Std. Deviation
Kadar HB Responden	21	9.80	16.90	13.9000	1.90788
Valid N (listwise)	21				

Descriptive Statistics (Asupan Zat Gizi)

	N	Minimum	Maximum	Mean	Std. Deviation
Asupan Protein	21	24,10	51,60	35,9762	6,99349
Asupan Lemak	21	26,80	53,40	43,9524	6,40645
Asupan Karbohidrat	21	171,30	223,30	199,3857	13,38298
Asupan Zat Besi	21	3,60	16,30	7,4810	3,54480
Asupan Asam Folat	21	41,90	201,30	97,3381	39,22773
Asupan Vitamin B12	21	,40	3,20	1,2571	,76588
Valid N (listwise)	21				

Uji Bivariat

Correlations (Kadar HB dan Protein)

		Kadar HB Responden	Asupan Protein
Kadar HB Responden	Pearson Correlation	1	,027
	Sig. (2-tailed)		,907
	N	21	21
Asupan Protein	Pearson Correlation	,027	1
	Sig. (2-tailed)	,907	
	N	21	21

Correlations (Kadar HB dan Lemak)

		Kadar HB Responden	Asupan Lemak
Kadar HB Responden	Pearson Correlation	1	,025
	Sig. (2-tailed)		,914
	N	21	21
Asupan Lemak	Pearson Correlation	,025	1
	Sig. (2-tailed)	,914	
	N	21	21

Correlations (Kadar HB dan Karbohidrat)

		Kadar HB Responden	Asupan Karbohidrat
Kadar HB Responden	Pearson Correlation	1	-,022
	Sig. (2-tailed)		,925
	N	21	21
Asupan Karbohidrat	Pearson Correlation	-,022	1
	Sig. (2-tailed)	,925	
	N	21	21

Correlations (Kadar HB dan Zat Besi)

		Kadar HB Responden	Asupan Zat Besi
Kadar HB Responden	Pearson Correlation	1	,027
	Sig. (2-tailed)		,907
	N	21	21
Asupan Zat Besi	Pearson Correlation	,027	1
	Sig. (2-tailed)	,907	
	N	21	21

Correlations (Kadar HB dan Asam Folat)

		Kadar HB Responden	Asupan Asam Folat
Kadar HB Responden	Pearson Correlation	1	,017
	Sig. (2-tailed)		,941
	N	21	21
Asupan Asam Folat	Pearson Correlation	,017	1
	Sig. (2-tailed)	,941	
	N	21	21

Correlations (Kadar HB dan Vitamin B12)

		Kadar HB Responden	Asupan Vitamin B12
Kadar HB Responden	Pearson Correlation	1	,186
	Sig. (2-tailed)		,419
	N	21	21
Asupan Vitamin B12	Pearson Correlation	,186	1
	Sig. (2-tailed)	,419	
	N	21	21

